

Number Lines Teacher's Notes

This work sheet allows pupils to write in missing numbers on a number line. It is intended to be a piece of work that helps to fulfil the aims the Year 1 Study requirements that pupils should:

Count to and across 100, forwards and backwards, beginning with 0 or 1, or from any given number

Objective: Pupils practise the identification of numbers from the ordinal pattern and acquire an understanding of a number line at respective level of ability

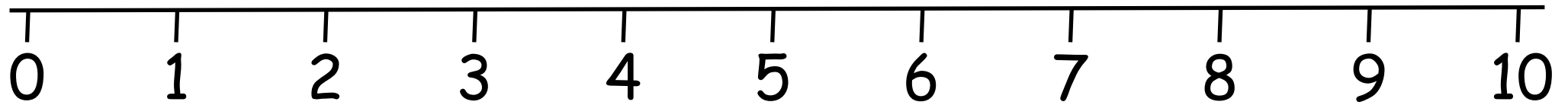
Methodology: Pupils work through the sheet with the more able pupils going on to the extend the number line. Answer are checked and concepts developed via a PowerPoint presentation

The free PowerPoint presentation on number lines that is available on www.brain-cells.co.uk and this presentation also contains a fun type activity on naming numbers.

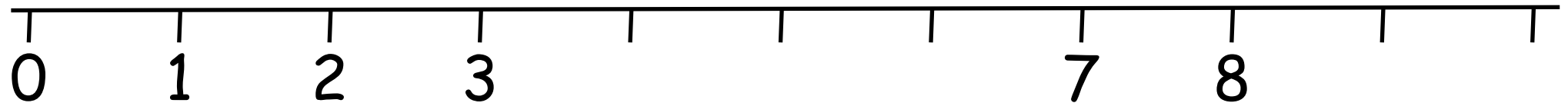
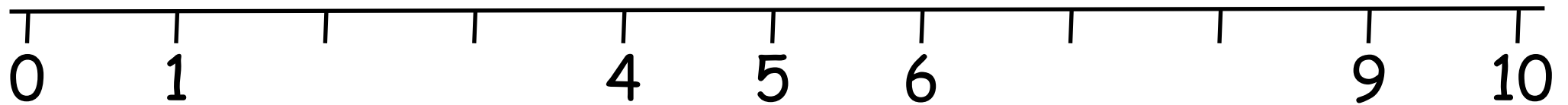
Number Lines

Name _____

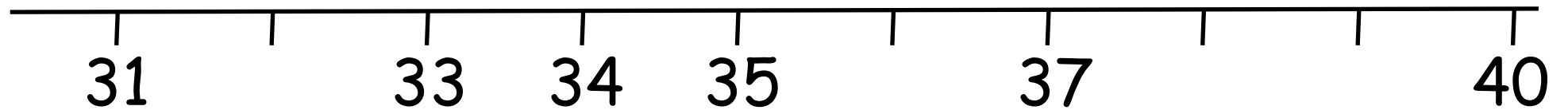
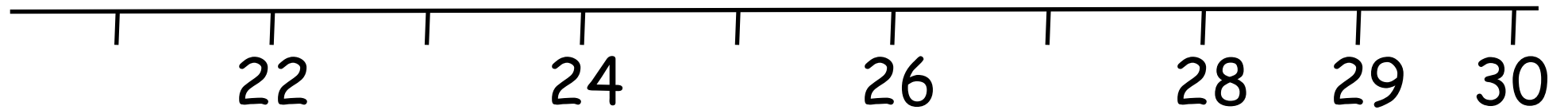
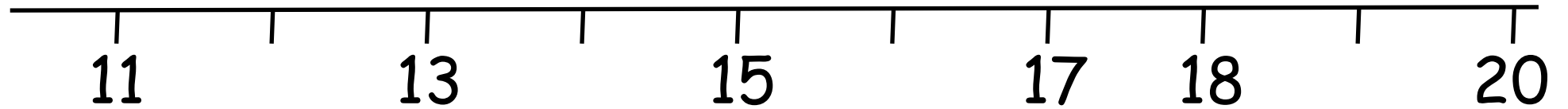
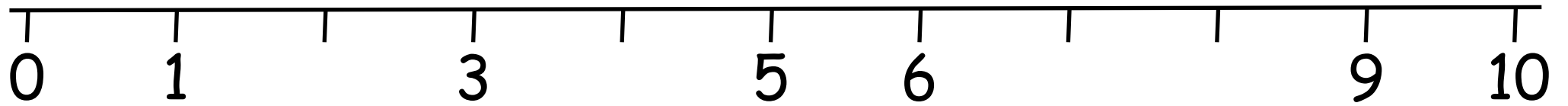
Here is a number line for the numbers 0 to 10



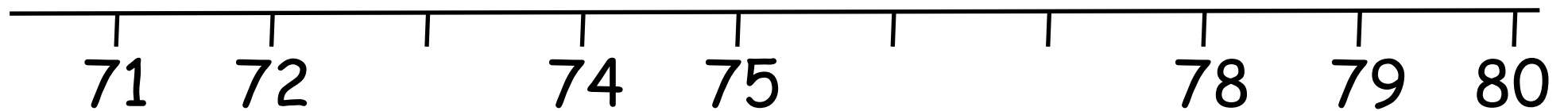
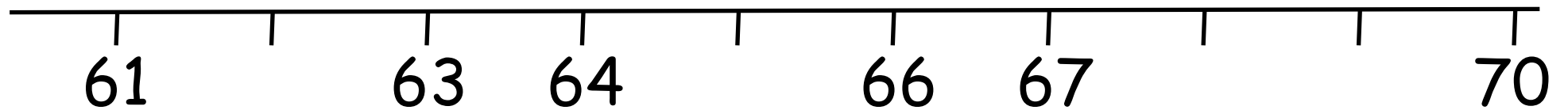
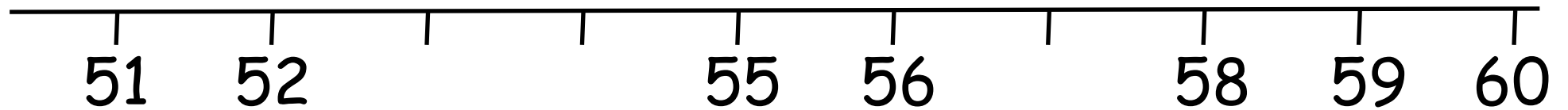
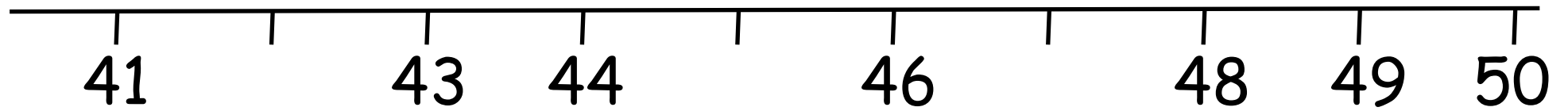
Write in the missing whole numbers on these lines:



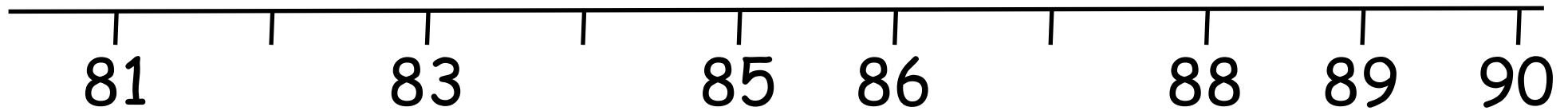
Write in the missing whole numbers on these lines:



Write in the missing whole numbers on these lines:



Write in the missing whole numbers on these lines:



You can cut out all your number lines and stick these together in a line from 0 to 100.

Here is a spare line in case you want to go on further with the number line

